

# Chapter 14

## Walkabout: Transition graphs

I think I'll go on a walkabout  
find out what it's all about [...] take a ride to the other side  
—Red Hot Chili Peppers, 'Walkabout'

**I**N CHAPTERS 11 AND 12 we learned that invariant manifolds partition the state space in invariant way, and how to name distinct orbits. We have established and related the *temporally* and *spatially* ordered topological dynamics for a class of 'stretch & fold' dynamical systems, and discussed pruning of inadmissible trajectories.

Here we shall use these results to generate the totality of admissible itineraries. This task will be particularly easy for repellers with complete Smale horseshoes and for subshifts of finite type, for which the admissible itineraries are generated by finite transition matrices, and the topological dynamics can be visualized by means of finite transition graphs. We shall then turn topological dynamics into a linear multiplicative operation on the state space partitions by means of transition matrices, the simplest examples of 'evolution operators.' They will enable us – in chapter 15 – to *count* the distinct orbits.

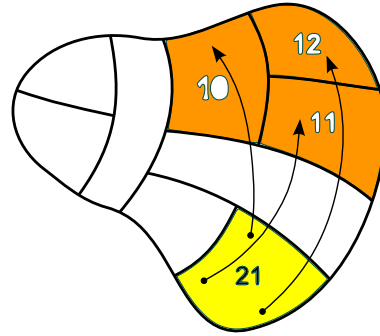
### 14.1 Matrix representations of topological dynamics



The allowed transitions between the regions of a partition  $\{\mathcal{M}_1, \mathcal{M}_2, \dots, \mathcal{M}_m\}$  are encoded in the  $[m \times m]$ -dimensional transition matrix whose elements take values

$$T_{ij} = \begin{cases} 1 & \text{if the transition } \mathcal{M}_j \rightarrow \mathcal{M}_i \text{ is possible} \\ 0 & \text{otherwise.} \end{cases} \quad (14.1)$$

The transition matrix is an explicit linear representation of topological dynamics. If the partition is a dynamically invariant partition constructed from stable/unstable manifolds, it encodes the topological dynamics as an invariant law



**Figure 14.1:** Points from the region  $\mathcal{M}_{21}$  reach regions  $\{\mathcal{M}_{10}, \mathcal{M}_{11}, \mathcal{M}_{12}\}$ , and no other regions, in one time step. Labeling exemplifies the ‘shift map’ of example 11.7 and (11.20).

of motion, with the allowed transitions at any instant independent of the trajectory history, requiring no memory.

Several related matrices as well will be needed in what follows. Often it is convenient to distinguish between two or more paths connecting the same two regions; that is encoded by the *adjacency* matrix with non-negative integer entries,

$$A_{ij} = \begin{cases} k & \text{if a transition } \mathcal{M}_j \rightarrow \mathcal{M}_i \text{ is possible in } k \text{ ways} \\ 0 & \text{otherwise.} \end{cases} \quad (14.2)$$

More generally, we shall encounter  $[m \times m]$  matrices which assign different real or complex weights to different transitions,

$$L_{ij} = \begin{cases} L_{ij} \in \mathbb{R} \text{ or } \mathbb{C} & \text{if } \mathcal{M}_j \rightarrow \mathcal{M}_i \text{ is allowed} \\ 0 & \text{otherwise.} \end{cases} \quad (14.3)$$

As in statistical physics, we shall refer to these as *transfer* matrices.

$\mathcal{M}_i$  is *accessible* from  $\mathcal{M}_j$  in  $k$  steps if  $(L^k)_{ij} \neq 0$ . A matrix  $L$  is called *reducible* if there exists one or more index pairs  $\{i, j\}$  such that  $(L^k)_{ij} = 0$  for all  $k$ , otherwise the matrix is *irreducible*. This means that a trajectory starting in any partition region eventually reaches all of the partition regions, i.e., the partition is dynamically transitive or indecomposable, as assumed in (2.2). The notion of topological *transitivity* is crucial in ergodic theory: a mapping is transitive if it has a dense orbit. If that is not the case, state space decomposes into disconnected pieces, each of which can be analyzed separately by a separate irreducible matrix. Region  $\mathcal{M}_i$  is said to be *transient* if no trajectory returns to it. Region  $\mathcal{M}_j$  is said to be *absorbing* if no trajectory leaves it,  $L_{jj} \neq 0, L_{ij} = 0$  for all  $i \neq j$ . Hence it suffices to restrict our considerations to irreducible matrices.

If  $L$  has strictly positive entries,  $L_{ij} > 0$ , the matrix is called *positive*; if  $L_{ij} \geq 0$ , the matrix is called *non-negative*. Matrix  $L$  is said to be *eventually positive* or *Perron-Frobenius* if  $L^k$  is positive for some power  $k$  (as a consequence, the matrix is transitive as well). A non-negative matrix whose columns conserve probability,  $\sum_i L_{ij} = 1$ , is called *Markov, probability or stochastic* matrix.



Our convention for ordering indices is that the successive steps in a visitation sequence  $j \rightarrow i \rightarrow k$  are generated by matrix multiplication from the left,  $T_{kj} = \sum T_{ki}T_{ij}$ . Two graphs are *isomorphic* if one can be obtained from the other by relabeling links and nodes. As we are interested in recurrent (transitive, indecomposable) dynamics, we restrict our attention to *irreducible* or *strongly connected* graphs, i.e., graphs for which there is a path from any node to any other node.

A transition graph describes compactly the ways in which the state space regions map into each other, accounts for finite memory effects in dynamics, and generates the totality of admissible trajectories as the set of all possible walks along its links.

Construction of a good transition graph is, like combinatorics, unexplainable. The only way to learn is by some diagrammatic gymnastics, so we work our way through a sequence of exercises in lieu of plethora of baffling definitions.

**Example 14.2 Full binary shift.** Consider a full shift on two-state partition  $\mathcal{A} = \{0, 1\}$ , with no pruning restrictions. The transition matrix and the corresponding transition graph are

$$T = \begin{pmatrix} 1 & 1 \\ 1 & 1 \end{pmatrix} = \begin{array}{c} \text{---} \text{---} \text{---} \text{---} \\ \text{---} \text{---} \text{---} \text{---} \\ \text{---} \text{---} \text{---} \text{---} \\ \text{---} \text{---} \text{---} \text{---} \end{array} \quad (14.6)$$


Dotted links correspond to shifts originating in region 0, and the full ones to shifts originating in 1. The admissible itineraries are generated as walks on this transition graph. (continued in example 14.8)

**Example 14.3 Complete N-ary dynamics:** If all transition matrix entries equal unity (one can reach any region from any other region in one step),

$$T_c = \begin{pmatrix} 1 & 1 & \dots & 1 \\ 1 & 1 & \dots & 1 \\ \vdots & \vdots & \ddots & \vdots \\ 1 & 1 & \dots & 1 \end{pmatrix}, \quad (14.7)$$

the symbolic dynamics is called complete, or a full shift. The corresponding transition graph is obvious, but a bit tedious to draw for arbitrary  $N$ .

**Example 14.4 Pruning rules for a 3-disk alphabet:** As the disks are convex, there can be no two consecutive reflections off the same disk, hence the covering symbolic dynamics consists of all sequences which include no symbol repetitions 11, 22, 33. This is a finite set of finite length pruning rules, hence, the dynamics is a subshift of finite type (see (11.23) for definition), with the transition matrix / graph given by

$$T = \begin{pmatrix} 0 & 1 & 1 \\ 1 & 0 & 1 \\ 1 & 1 & 0 \end{pmatrix} = \begin{array}{c} \text{---} \text{---} \text{---} \text{---} \\ \text{---} \text{---} \text{---} \text{---} \\ \text{---} \text{---} \text{---} \text{---} \\ \text{---} \text{---} \text{---} \text{---} \end{array} \quad (14.8)$$


The complete unrestricted symbolic dynamics is too simple to be illuminating, so we turn next to the simplest example of pruned symbolic dynamics, the finite subshift obtained by prohibition of repeats of one of the symbols, let us say  $\_11\_$ . This situation arises, for example, in studies of the circle maps, where this kind of symbolic dynamics describes “golden mean” rotations.

exercise 15.6  
exercise 15.8

**Example 14.5 ‘Golden mean’ pruning.** Consider a subshift on two-state partition  $\mathcal{A} = \{0, 1\}$ , with the simplest grammar  $\mathcal{G}$  possible, a single pruned block  $b = \_11\_$  (consecutive repeat of symbol 1 is inadmissible): the state  $M_0$  maps both onto  $M_0$  and  $M_1$ , but the state  $M_1$  maps only onto  $M_0$ . The transition matrix and the corresponding transition graph are

$$T = \begin{pmatrix} 1 & 1 \\ 1 & 0 \end{pmatrix} = \text{graph} \quad (14.9)$$

Admissible itineraries correspond to walks on this finite transition graph. (continued in example 14.9)

In the complete  $N$ -ary symbolic dynamics case (see example 14.3) the choice of the next symbol requires no memory of the previous ones. However, any further refinement of the state space partition requires finite memory.

**Example 14.6 Finite memory transition graphs.** For the binary labeled repeller with complete binary symbolic dynamics, we might chose to partition the state space into four regions  $\{M_{00}, M_{01}, M_{10}, M_{11}\}$ , a 1-step refinement of the initial partition  $\{M_0, M_1\}$ . Such partitions are drawn in figure 12.3, as well as figure 1.9. Topologically  $f$  acts as a left shift (12.11), and its action on the rectangle  $[\_01]$  is to move the decimal point to the right, to  $[0.1]$ , forget the past,  $[\_1]$ , and land in either of the two rectangles  $[\_10], [\_11]$ . Filling in the matrix elements for the other three initial states we obtain the 1-step memory transition matrix/graph acting on the 4-regions partition

exercise 11.7

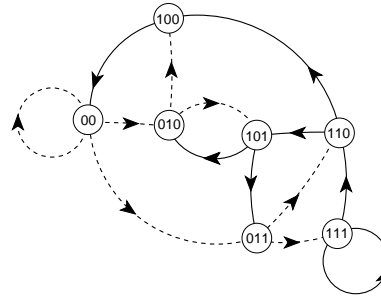
$$T = \begin{pmatrix} T_{00,00} & 0 & T_{00,10} & 0 \\ T_{01,00} & 0 & T_{01,10} & 0 \\ 0 & T_{10,01} & 0 & T_{10,11} \\ 0 & T_{11,01} & 0 & T_{11,11} \end{pmatrix} = \text{graph} \quad (14.10)$$

(continued in example 15.7)

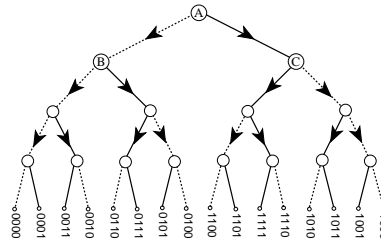
By the same token, for  $M$ -step memory the only nonvanishing matrix elements are of the form  $T_{s_1 s_2 \dots s_{M+1}, s_0 s_1 \dots s_M}$ ,  $s_{M+1} \in \{0, 1\}$ . This is a sparse matrix, as the only non vanishing entries in the  $a = s_0 s_1 \dots s_M$  column of  $T_{ba}$  are in the rows  $b = s_1 \dots s_M 0$  and  $b = s_1 \dots s_M 1$ . If we increase the number of steps remembered, the transition matrix grows large quickly, as the  $N$ -ary dynamics with  $M$ -step memory requires an  $[N^{M+1} \times N^{M+1}]$  matrix. Since the matrix is very sparse, it pays to find a compact representation for  $T$ . Such representation is afforded by transition graphs, which are not only compact, but also give us an intuitive picture of the topological dynamics.

exercise 15.1

**Figure 14.3:** Transition graph (graph whose links correspond to the nonzero elements of a transition matrix  $T_{ba}$ ) describes which regions  $b$  can be reached from the region  $a$  in one time step. The 7 nodes correspond to the 7 regions of the partition (14.11). The links represent non-vanishing transition matrix elements, such as  $T_{101,110} = \begin{matrix} \circ & \circ \\ \circ & \circ \end{matrix}$ . Dotted links correspond to a shift by symbol 0, and the full ones by symbol 1.



**Figure 14.4:** The self-similarity of the complete binary symbolic dynamics represented by a binary tree: trees originating in nodes  $B, C, \dots$  (actually - any node) are the same as the tree originating in node  $A$ . Level  $m = 4$  partition is labeled by 16 binary strings, coded by dotted (0) and full (1) links read down the tree, starting from  $A$ . See also figure 11.14.



**Example 14.7 A 7-state transition graph.** Consider a state space partitioned into 7 regions

$$\{M_{00}, M_{011}, M_{010}, M_{110}, M_{111}, M_{101}, M_{100}\}. \tag{14.11}$$

Let the evolution in time map the regions into each other by acting on the labels as shift (12.11):  $M_{011} \rightarrow \{M_{110}, M_{111}\}$ ,  $M_{00} \rightarrow \{M_{00}, M_{011}, M_{010}\} \dots$ , with nonvanishing  $L_{110,011}, L_{011,00}, \dots$ , etc.. This is compactly summarized by the transition graph of figure 14.3. (continued as example 15.6)

### 14.3 Transition graphs: stroll from link to link

exercise 15.1

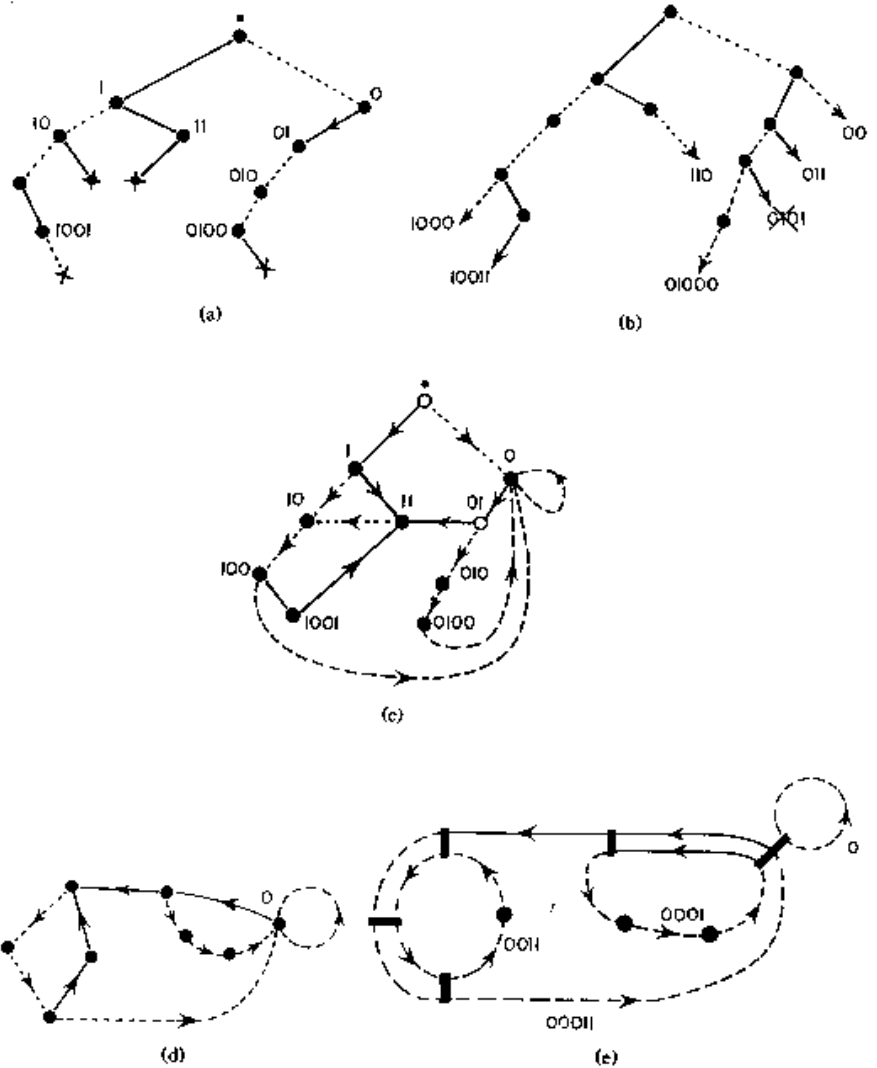
What do finite graphs have to do with infinitely long trajectories? To understand the main idea, let us construct a graph that enumerates all possible itineraries for the case of complete binary symbolic dynamics. In this construction the nodes will be unlabeled, links labeled, signifying different kinds of transitions.

**Example 14.8 Complete binary topological dynamics.** Mark a dot ‘.’ on a piece of paper. Draw two short lines out of the dot, end each with a dot. The full line will signify that the first symbol in an itinerary is ‘1,’ and the dotted line will signify ‘0.’ Repeat the procedure for each of the two new dots, and then for the four dots, and so on. The result is the binary tree of figure 14.4. Starting at the top node, the tree enumerates exhaustively all distinct finite itineraries of lengths  $n = 1, 2, 3, \dots$

$$\begin{aligned} &\{0, 1\} \quad \{00, 01, 10, 11\} \\ &\{000, 001, 010, 011, 100, 101, 111, 110\} \dots \end{aligned}$$

The  $n = 4$  nodes in figure 14.4 correspond to the 16 distinct binary strings of length 4, and so on. By habit we have drawn the tree as the alternating binary tree of figure 11.14, but that has no significance as far as enumeration of itineraries is concerned





**Figure 14.6:** Conversion of the pruning front of figure 12.11 (b) into a finite transition graph. (a) Starting with the initial node “·”, delineate all pruning blocks on the binary tree. A solid line stands for “1” and a dashed line for “0”. The ends of forbidden strings are marked with x. Label all internal nodes by reading the bits connecting “·”, the base of the tree, to the node. (b) Indicate all admissible starting blocks by arrows. (c) Recursively drop the leading bits in the admissible blocks; if the truncated string corresponds to an internal node in (a), connect them. (d) Delete the transient, non-circulating nodes; all admissible sequences are generated as walks on this finite transition graph. (e) Identify all distinct loops and construct the determinant (15.20).

### 14.3.1 Converting pruning blocks into transition graphs



Suppose now that, by hook or crook, you have been so lucky fishing for pruning rules that you now know the grammar (11.23) in terms of a finite set of pruning blocks  $\mathcal{G} = \{b_1, b_2, \dots, b_k\}$ , of lengths  $\leq m$ . Our task is to generate all admissible itineraries. What to do?

We have already seen the main ingredients of a general algorithm: (1) transition graph encodes self-similarities of the tree of all itineraries, and (2) if we have a pruning block of length  $m$ , we need to descend  $m$  levels before we can start identifying the self-similar sub-trees.

#### Finite grammar transition graph algorithm.

1. Starting with the root of the tree, delineate all branches that correspond to all pruning blocks; implement the pruning by removing the last node in each

pruning block (marked 'x' in figure 14.6 (a)).

2. Label all nodes internal to pruning blocks by the itinerary connecting the root point to the internal node, figure 14.6 (b). Why? So far we have pruned forbidden branches by looking  $m_b$  steps into future for a given pruning block, let's say  $b = 10110$ . However, the blocks with a right combination of past and future [1.0110], [10.110], [101.10] and [1011.0] are also pruned. In other words, any node whose near past coincides with the beginning of a pruning block is potentially dangerous - a branch further down the tree might get pruned.
3. Add to each internal node all remaining branches allowed by the alphabet, and label them, figure 14.6 (c). Why? Each one of them is the beginning point of an infinite tree, a tree that should be similar to another one originating closer to the root of the whole tree.
4. Pick one of the free external nodes closest to the root of the entire tree, forget the most distant symbol in its past. Does the truncated itinerary correspond to an internal node? If yes, identify the two nodes. If not, forget the next symbol in the past, repeat. If no such truncated past corresponds to any internal node, identify with the root of the tree.

This is a little bit abstract, so let's say the free external node in question is [1010.]. Three time steps back the past is [010.]. That is not dangerous, as no pruning block in this example starts with 0. Now forget the third step in the past: [10.] is dangerous, as that is the start of the pruning block [10.110]. Hence the free external node [1010.] should be identified with the internal node [10.].

5. Repeat until all free nodes have been tied back into the internal nodes.
6. Clean up: check whether every node can be reached from every other node. Remove the transient nodes, i.e., the nodes to which dynamics never returns.
7. The result is a transition graph. There is no guarantee that this is the smartest, most compact transition graph possible for given pruning (if you have a better algorithm, teach us), but walks around it do generate all admissible itineraries, and nothing else.

#### **Example 14.10 Heavy pruning.**

*We complete this training by examples by implementing the pruning of figure 12.11 (b). The pruning blocks are*

$$[100.10], [10.1], [010.01], [011.01], [11.1], [101.10]. \quad (14.14)$$

*Blocks 01101, 10110 contain the forbidden block 101, so they are redundant as pruning rules. Draw the pruning tree as a section of a binary tree with 0 and 1 branches and label each internal node by the sequence of 0's and 1's connecting it to the root of the tree (figure 14.6 (a)). These nodes are the potentially dangerous nodes - beginnings of blocks that might end up pruned. Add the side branches to those nodes (figure 14.6 (b)).*

As we continue down such branches we have to check whether the pruning imposes constraints on the sequences so generated: we do this by knocking off the leading bits and checking whether the shortened strings coincide with any of the internal pruning tree nodes:  $00 \rightarrow 0$ ;  $110 \rightarrow 10$ ;  $011 \rightarrow 11$ ;  $0101 \rightarrow 101$  (pruned);  $1000 \rightarrow 00 \rightarrow 00 \rightarrow 0$ ;  $10011 \rightarrow 0011 \rightarrow 011 \rightarrow 11$ ;  $01000 \rightarrow 0$ .

The trees originating in identified nodes are identical, so the tree is “self-similar.” Now connect the side branches to the corresponding nodes, figure 14.6 (d). Nodes “.” and 1 are transient nodes; no sequence returns to them, and as you are interested here only in infinitely recurrent sequences, delete them. The result is the finite transition graph of figure 14.6 (d); the admissible bi-infinite symbol sequences are generated as all possible walks on this graph.

## Résumé

The set of all admissible itineraries is encoded multiplicatively by transition matrices, diagrammatically by transition graphs. Pruning rules for inadmissible sequences are implemented by constructing corresponding transition matrices and/or transition graphs.

## Commentary

**Remark 14.1** Transition graphs. We enjoyed studying Lind and Marcus [14.1] introduction to symbolic dynamics and transition graphs. Finite transition graphs or finite automata are discussed in refs. [14.2, 14.3, 14.4]. They belong to the category of regular languages. Transition graphs for unimodal maps are discussed in refs. [14.8, 14.9, 14.10]. (see also remark 11.1)

**Remark 14.2** Inflating transition graphs. In the above examples the symbolic dynamics has been encoded by labeling links in the transition graph. Alternatively one can encode the dynamics by labeling the nodes, as in example 14.6, where the 4 nodes refer to 4 Markov partition regions  $\{\mathcal{M}_{00}, \mathcal{M}_{01}, \mathcal{M}_{10}, \mathcal{M}_{11}\}$ , and the 8 links to the 8 non-zero entries in the 2-step memory transition matrix (14.10).

**Remark 14.3** The unbearable growth of transition graphs. A construction of finite Markov partitions is described in refs. [14.11, 14.12], as well as in the innumerably many other references.

If two regions in a Markov partition are not disjoint but share a boundary, the boundary trajectories require special treatment in order to avoid overcounting, see sect. 21.3.1. If the image of a trial partition region cuts across only a part of another trial region and thus violates the Markov partition condition (11.2), a further refinement of the partition is needed to distinguish distinct trajectories.

The finite transition graph construction sketched above is not necessarily the minimal one; for example, the transition graph of figure 14.6 does not generate only the “fundamental” cycles (see chapter 20), but shadowed cycles as well, such as  $t_{00011}$  in (15.20). For methods of reduction to a minimal graph, consult refs. [14.8, 12.44, 14.9]. Furthermore, when one implements the time reversed dynamics by the same algorithm, one usually gets a graph of a very different topology even though both graphs generate the same admissible sequences, and have the same determinant. The algorithm described here makes some sense for 1 – *dimensional* dynamics, but is unnatural for 2 – *dimensional* maps whose dynamics it treats as 1-dimensional. In practice, generic pruning grows longer and longer, and more plentiful pruning rules. For generic flows the refinements might never stop, and almost always we might have to deal with infinite Markov partitions, such as those that will be discussed in sect. 15.5. Not only do the transition graphs get more and more unwieldy, they have the unpleasant property that every time we add a new rule, the graph has to be constructed from scratch, and it might look very different from the previous one, even though it leads to a minute modification of the topological entropy. The most determined effort to construct such graphs may be the one of ref. [?]. Still, this seems to be the best technology available, unless the reader alerts us to something superior.

## Exercises

- 14.1. **Time reversibility.\*\*** Hamiltonian flows are time reversible. Does that mean that their transition graphs are symmetric in all node  $\rightarrow$  node links, their transition matrices are adjacency matrices, symmetric and diagonalizable, and that they have only real eigenvalues?
- 14.2. **Alphabet  $\{0,1\}$ , prune  $\_1000\_, \_00100\_, \_01100\_.$**  This example is motivated by the pruning front description of the symbolic dynamics for the Hénon-type map-remark 12.3.
- step 1.**  $\_1000\_$  prunes all cycles with a  $\_000\_$  subsequence with the exception of the fixed point  $\bar{0}$ ; hence we factor out  $(1 - t_0)$  explicitly, and prune  $\_000\_$  from the rest. This means that  $x_0$  is an isolated fixed point - no cycle stays in its vicinity for more than 2 iterations. In the notation of sect. 14.3.1, the alphabet is  $\{1, 2, 3; \bar{0}\}$ ,

and the remaining pruning rules have to be rewritten in terms of symbols  $2=10, 3=100$ :

**step 2.** alphabet  $\{1, 2, 3; \bar{0}\}$ , prune  $\_33\_, \_213\_, \_313\_.$  This means that the 3-cycle  $\bar{3} = \overline{100}$  is pruned and no long cycles stay close enough to it for a single  $\_100\_$  repeat. As in example 1?!, prohibition of  $\_33\_$  is implemented by dropping the symbol “3” and extending the alphabet by the allowed blocks 13, 23:

**step 3.** alphabet  $\{1, 2, \underline{13}, \underline{23}; \bar{0}\}$ , prune  $\_213\_, \_2313\_, \_1313\_,$  where  $\underline{13} = 13, \underline{23} = 23$  are now used as single letters. Pruning of the repetitions  $\_1313\_$  (the 4-cycle  $\overline{13} = \overline{1100}$  is pruned) yields the

**result:** alphabet  $\{1, 2, \underline{23}, \underline{113}; \bar{0}\}$ , unrestricted 4-ary dynamics. The other remaining possible blocks  $\_213\_, \_2313\_$  are forbidden by the rules of step 3.

## References

- [14.1] D.A. Lind and B. Marcus, *An introduction to symbolic dynamics and coding* (Cambridge Univ. Press, Cambridge 1995).
- [14.2] A. Salomaa, *Formal languages* (Academic Press, San Diego 1973).
- [14.3] J.E. Hopcroft and J.D. Ullman, *Introduction to automata theory, languages, and computation* (Addison-Wesley, Reading MA 1979).
- [14.4] D.M. Cvetković, M. Doob and H. Sachs, *Spectra of graphs* (Academic Press, New York 1980).
- [14.5] C.J. Puccia and R. Levins, *Qualitative modeling of complex systems: An introduction to loop analysis and time averaging* (Harvard Univ. Press, Cambridge MA 1986).
- [14.6] E.D. Sontag, *Mathematical control theory: Deterministic finite dimensional systems* (Springer, New York 1998).
- [14.7] J. Bang-Jensen and G. Gutin, *Digraphs: Theory, algorithms and applications* (Springer, London 2002).
- [14.8] P. Grassberger, “On the symbolic dynamics of the one-humped map of the interval” *Z. Naturforsch. A* **43**, 671 (1988).
- [14.9] P. Grassberger, R. Badii and A. Politi, “Scaling laws for invariant measures on hyperbolic and nonhyperbolic attractors,” *J. Stat. Phys.* **51**, 135 (1988).

- [14.10] S. Isola and A. Politi, "Universal encoding for unimodal maps," *J. Stat. Phys.* **61**, 259 (1990).
- [14.11] A. Boyarski and M. Skarowsky, *Trans. Amer. Math. Soc.* **225**, 243 (1979); A. Boyarski, *J. Stat. Phys.* **50**, 213 (1988).
- [14.12] C.S. Hsu, M.C. Kim, *Phys. Rev. A* **31**, 3253 (1985); N. Balmforth, E.A. Spiegel, C. Tresser, *Phys. Rev. Lett.* **72**, 80 (1994).